









PUMP TRAILER #2 updated 04-09-2021

Type III Incident Pump Trailer Inventory -Based on 100 Person Sized Incident(ALL CAPITALIZED item indicates NWCG catalog description) (*Italicized* descriptions help find alternate description name on the list)**Please secure handle into keeper before letting down ramp (if you don't it hits the ground and gets banged up)**

SUPPLIES						
Description	NFES	Unit	Qty.	Location		
				Location Description	Tier	Row
Adaptor, Electrical, Heavy Duty RV Dogbone w/ 180 degree bend 15 Amp M to 30 Amp F, 12" – for trailer power		EA	1	Attached to Power Cord	E	4
<i>Adaptor–2 ½" NH to 2 ½" NH double male....See: COUPLING....</i>				(For Pumpkin bottom valve)		
Anti-Freeze (In 5 GL bucket)		GL	1	Front on floor in bucket	C	4
Awning Rod (For pulling awning down)		EA	1	Fr R Velcro-ed to shelf by door	D	1,2,3
BAG, liner, wastebasket, 10 GL, 23" x 24" (for small plastic wastebasket)	1534	EA	5	Front Rt Corner-in wastebasket	C	4
BATTERY, AA (1 Box, AKA: Flat or Brick)	0030	PG	8	Back Left top shelf in bin	A	1
Broom (Periodic sweeping is recommended)		EA	1	Fr R, mounted on front wall	C	wall
Broom, Wish		EA	1	Fr Rt. wall hooks by side door		
Bladder bag (PUMP, backpack, outfit)	1149	EA	8	Front under Shelf on floor	C	4
Blivet, BAG, slingable, water, 72 GL (blue)	0426	EA	2	Fr Rt & left mid shelf by pump kit	B D	2
Bucket, plastic, blue – 5GL		EA	4	Front aisle on floor	C	4
<i>Can, garbage, plastic, small.....See: "Wastebasket"</i>						
CATALOG, NFES, Part 1, FIRE SUPPLIES & EQUIPMENT (out of print)	0362	EA	1	Back Left top shelf in bin	A	1
Chain, chainsaw , 33RSF – 84D, full chisel full skip		Loop	4	Back Right Top in bin	E	1
Chain, chainsaw , 33RSF – 91D, full chisel full skip		Loop	4	Back Right Top in bin	E	1
Cheat Sheet for NFES Numbers		EA	1	Inside cover of catalog	E	1
Chock, tire, (orange), (storage brackets mounted to front of trailer)	on a rope	Set of 2	1	Outside Fr mounted. Or under tires.	out	side
Chock, tire, (wooden), (spare)	on a rope	Set of 2	1	Fr Right under shelf, on floor	C	4
CLAMP, hose shut off, 1"-1 ½" hoses, 10" long	0046	EA	4	Front Shelf Top in bin	C	1
CLOTH, OIL SORBENT	0251	EA	10	Front Middle Shelf behind bins	C	2
CORD, nylon shroud (P-Cord) (2 Dispensers: 1 Front, 1 Back)	0533	SL	2	Fr Rt/B Rt Mounted by door	C E	2
COUPLING, double female, 1" NPSH	0710	EA	12	Front Shelf Top in bin	C	1
COUPLING, double female, 1 ½" NH-F	0857	EA	15	Front Shelf Top in bin	C	1
COUPLING, double male 1 ½" NH-M (9TPI)	0856	EA	15	Front Shelf Top in bin	C	1
COUPLING, double male 1 1/2 " NH-M (TANK ADAPTER) 	7756	EA	1	Front Aisle in Pumpkin Box	B C	4
Dust pan		EA	1	Fr Rt. wall hooks by side door	C	1
EARPLUG (2/PG)	1027	PG	20	Front aisle in toolbox - floor (10) Back Right shelf Top in bin (10)	C E	4 1
EXTINGUISHER, fire, 10 LB	1067	EA	1	Front Rt corner bolted to Rt wall	C	2
FIRST AID KIT, TYPE III, 24-PERSON (white metal case)	1604	KT	1	Front Right mounted on door	C	3
Flagging (RIBBON, dark pink, 1" wide)	2401	RO	4	Back Left Top Shelf in Bin	A	1
FOAM, concentrate, class A, 5 GL (18.9L)/pail	1145	PL	2	Front Right corner on Floor	C	4
<i>FUEL.....(40 GL).....See: "TANK"</i>						
FUEL LINE ASSEMBLY	0113	EA	8	Front Shelf Top in bin	C	1
FUNNEL, 1 QT (.9L), w/strainer (metal)	0564	EA	6	Front Aisle in bucket	C	4
GASKET, garden hose, ¾"	0721	EA	25	Front Shelf Top in bin	C	1
Gasket - 1"	0743	EA	10	Front Shelf Top in bin	C	1
Gasket – 1 ½"	0254	EA	10	Front Shelf Top in bin	C	1
Hitch, trailer, adjustable, 2 5/16" Ball–w/ pin (use socket wrench in tool kit)		EA	1	Fr floor by side door when not in use	C	4
HOSE, garden, synthetic, ¾"x 50'	1016	LG	120	Left & Right shelf Top in bins	B D	1
HOSE, synthetic, lined, 1"x 100'	1238	LG	60	Left & Right shelves bottom	A E	3

HOSE, synthetic, lined, 1 ½"x 100'	1239	LG	90	Left & Right shelves bottom	A B D E	3,4
MOP-UP KIT, LATERAL LINE, 3-WAND	0772	KT	2	Left & Right under shelves on floor	A E	4
LID REMOVER, PAIL 	0673	EA	1	Fr Right on hooks by side door	C	1
List (THIS LIST)		EA	1	Side Door on Dry Erase Board	C	1,2,3
Marker, Dry Erase		EA	4	Fr Right on board on side door		
NOZZLE, twin tip (Forestry)	0024	KT	20	Front Shelf Top in bin	C	1
NOZZLE, garden hose, ¾"NH, adjustable, brass	0136	EA	40	Front Shelf Top in bin	C	1
NOZZLE, plastic, 35 GPM, 1" NPSH-F	0138	EA	45	Front Shelf Top in bin	C	1
NOZZLE, plastic, 60 GPM, 1 ½" NH-F	0137	EA	20	Front Shelf Bottom in bin	C	2
OIL, bar & chain	1869	QT	12	Back Right Top Shelf in bin	E	1
OIL, 2 cycle, (for pumps) 1 QT - 12/BX	0341	QT	36	Front Left in Red Wooden Box	C	4
OIL, 2 cycle, (for chainsaws) 2.6 OZ	3444	EA	12	Back Right Top Shelf in bin	E	1
Opener, bucket (pail).....See: "LID REMOVER – PAIL"						
P-Cord.....See: "CORD, NYLON SHROUD"						
PACKSACK, w/ straps, green	0744	EA	6	Front Lt. on top of Light Pump box	C	2
Pencil, grease – (for marking color coded fuel tags)		EA	4	Fr Rt. wall hooks by side door	C	1
PLUG, spark, Chainsaw, Bosch WSR6F, or Champion RCJ6Y, or NGK BPMR7A	0344	EA	10	B Left Top Shelf in spark plug bin	A	1
PLUG, spark, Pump, 14mm	0599	EA	10	B Left Top Shelf in spark plug bin	A	1
PLUG, Spark, Pump, 18mm	0751	EA	10	B Left Top Shelf in spark plug bin	A	1
Pump, float		EA	1	Front Left in Wooden Box	C	4
PUMP KIT, LIGHTWEIGHT 25-45 GPM (FM 42)	0670	KT	1	Front Left on Wooden Box	C	3
PUMP KIT Hi- Pressure w/ Fuel Line (Mark III or Wick) #	0870	KT	1	Back Left Middle Shelf	A	2
PUMP KIT Hi- Pressure w/ Fuel Line (Mark III or Wick) #	0870	KT	1	Middle Left Middle Shelf	B	2
PUMP KIT Hi- Pressure w/ Fuel Line (Mark III or Wick) #	0870	KT	1	Middle Right Middle Shelf	D	2
PUMP KIT Hi- Pressure w/ Fuel Line (Mark III or Wick) #	0870	KT	1	Back Right Middle Shelf	E	2
PumpkinSee: "TANK, collapsible, 1000 GL" 						
Ramp, Tire Changing		EA	1	Lt Fr on floor near wooden box	C	4
Ratchet Straps (1 EA: 12' x 1", 1 EA: 20' x 1")		EA	2	Back Left Top Shelf in Bin	A	1
Rag	0565	EA	8	Back Left Top Shelf in Bin	A	1
REDUCER, 1" NPSH-F to ¾" NH-M	0733	EA	35	Front Shelf Middle in Bin	C	2
REDUCER, 1 ½" NH-F to 1" NPSH-M (45 attached to 1 ½" gated wye)	0010	EA	45	Fr Shelf Middle in bin (45)	C	2
			45	Fr Shelf Bott. on 'Y's in bin (45)	C	3
REDUCER, 2" NPSH-F to 1 ½" NH-M	0417	EA	8	Front Right Middle Shelf in bins	C	2
REDUCER, 2 ½" NPSH-F to 1 ½" NH-M	2229	EA	4	Front Right Middle Shelf in bins	C	2
REDUCER, 2 ½" NH-F, 1 ½" NH-M – For Pumpkin 	2230	EA	1	Front Aisle in Pumpkin Box	B C	4
Roller, Hose – Hitch receiver mountable (2 pieces): Roller and Hitch mounting bracket (long)		EA	1	Front floor in bucket	C	4
S-biner – for securing trailer side door on dusty roads		EA	1	Side door on inside handle	C	2
S-biner – for securing trailer back door on dusty roads		EA	1	Back Left shelf end by big door	A	2
Shim, 2"x 4", wood, labeled-w/ hole and hanger – for trailer ramp		EA	1	Back Right Hanging on Shelf	E	2
Sign – "Fire Activity Ahead" (Pink Fold & Roll–All one piece)	TIK#13-36" TIK#14-36"	EA	2	Back Right under shelf end on floor	E	4
Sign – "Prescribed Fire Do Not Report" (Pink Fold & Roll–All one piece)	TIK#42-36" TIK#43-36"	EA	2	Back Left under shelf end on floor	A	4
SPOUT, gas, flexible, 16", steel	0210	EA	2	Back Left Top Shelf in Bin	A	1
SPRINKLER KIT	1048	EA	4	Back Left and Right Top Shelf	A E	1
Stapler, Hammer (AKA: Slap Stapler/Hammer Tacker) takes T50 staples 		EA	4	Back Left top shelf in bin	A	1
STAPLER, HEAVY DUTY, ½" (12mm) 	2490	EA	1	Back Left top shelf in bin	A	1
STAPLES, HEAVY DUTY, ½" (12mm) for Hammer & Heavy Duty Stapler	2491	BX	5	Back Left top shelf in bin	A	1
Stool, step, plastic, folding, blue		EA	1	Front Right Corner on floor	C	4
TAG - 2 STROKE MIX, UN1203, FLAMMABLE, YELLOW	0805	EA	15	Fr Rt. wall hooks by side door	C	1

TAG - DIESEL, UN1202, FLAMMABLE, GREEN	0802	EA	10	Fr Rt. wall hooks by side door	C	1
TAG - DRIP TORCH FUEL, UN1993, FLAMMABLE, BLUE	0803	EA	10	Fr Rt. wall hooks by side door	C	1
TAG, SHIPPING, BLANK	0216	EA	10	Fr Rt. wall hooks by side door	C	1
TAG, UNLEADED GASOLINE, UN1203, FLAMMABLE, RED	0801	EA	15	Fr Rt. wall hooks by side door	C	1
TANK, collapsible, 1000 GL, (pumpkin)	0588	EA	1	Front Aisle in Cardboard Box	B C	4
TANK, folding, 1000 GL, w/ frame	0664	EA	2	Mid aisle left or right tied to shelf	A B D E	4
TANK, folding, 1500 GL, w/ frame	0664	EA	2	Mid aisle left or right tied to shelf	A B D E	4
TANK, gasoline, 5 GL, pump adapted–filled with unleaded	0218	EA	8	In the Truck		
TAPE, DUCT – 2” x 60 YD	0071	RO	2	Back Left Top Shelf in Bin	A	1
TAPE, filament, 1”x 60 YD (fiber tape)	0222	RO	9	Back Left Top Shelf in Bin	A	1
TEE, hose line, w/cap and chain, 1”x 1” x 1”	2240	EA	12	Front Shelf Middle in Bin	C	2
TEE, hose line, w/cap, 1 ½”x 1 ½”x 1”	0731	EA	12	Front Shelf Middle in Bin	C	2
<i>Tool Box, ,plastic, blue.....See: Page 4 for contents.....</i>				Front Right on floor by side door	C	4
VALVE, shut off, ball ¾” NH	0738	EA	16	Front Shelf Middle in Bin	C	2
VALVE, shut off, 1” NPSH	1201	EA	20	Front Shelf Middle in Bin	C	2
VALVE, shut off, 1 ½” NH	1207	EA	6	Front Shelf Middle in Bin	C	2
VALVE, wye, gated, ¾” x ¾” x ¾”	0272	EA	50	Front Shelf Middle in Bin	C	2
VALVE, wye, gated, 1” x 1” x 1”	0259	EA	40	Middle Lt & Rt top shelf in Bin	B D	1
VALVE, wye, gated, 1 ½” x 1 ½” x 1 ½” (w/ Reducer attached)	0231	EA	45	Front Shelf Bottom in 3 Bins	C	3
Vest, safety, high visibility, ANSI 107-2004 Class II	1242	EA	2	Back Left Top Shelf in Bin	A	1
Wastebasket, plastic, small (with: BAG, liner, wastebasket, 10 GL – NFES 1534)		EA	1	Front Right Corner on Floor	C	4
Wedge, Plastic, felling, 6” (pocket wedge)	0515	EA	4	Back Right Top Shelf in Bin	E	1
WRENCH, spanner, 5”, 1” to 1 ½” hose size	0234	EA	10	Front Right Middle Shelf in bins	C	2
WRENCH, spanner, 11”, 1 ½” to 2 ½” hose size	0235	EA	6	Front Right Middle Shelf in bins	C	2

SUPPLIES IN THE TRUCK THAT PULLS THE TRAILER



Description	NFES	Unit	Qty.	
FUEL – GASOLINE, UNLEADED, 5 GL (In TANK, pump adapted)	0218	GL	40	8 Jerry cans in truck

See Tool Box on page 4

BLUE TOOLBOX INVENTORY



Description	NFES#	Unit	Qty.	Location/Explanation
Awning Instructions Sheet – laminated		EA	1	
Box Cutter (AKA: KNIFE, razor, retractable blade)	0939	EA	1	
Brake Cable for trailer tongue, (extra)		EA	1	
Breaker Bar, 24”, 1/2” drive (w/ socket below welded to it)		EA	1	(For changing a tire)
Bungee, heavy duty, 40”		EA	2	
Cloning Cable, (“Smart Cable”) for King Radio (black, w/ spiral cord)		EA	1	
Door Hold-back, 10”, extra		EA	1	(grey plastic w/ ball on each end)
FILE, mill, 10”, bastard	0060	EA	12	
FLASHLIGHT, LED, with batteries		EA	2	
Fuse Set – Mini Fuses, One Each: 10 amp, 15 amp, 20 amp		Set	1	
HAMMER, claw	0321	EA	1	
<i>Hitch Reducer Sleeve.....See: “Reducer Sleeve”</i>				
Incident Response Pocket Guide		EA	1	
Gauge, tire		EA	1	
Light Bulb, rough service, 100 watt		EA	4	
Light Bulb, 8w, 12 volt,(921) or LED, WLED-CWHP12-DAC: Cool White		EA	2	(for small dome light in back)
Lighter, flammable fluid, portable		EA	1	(on the tool box lid)
Lock (Coupler Lock)with key - for trailer tongue		EA	1	
Pin, hitch, (extra) - 5/8” extra long, with clip (cotter pin)		EA	1	
Pin, 1/4” trailer tongue pin, (extra) ‘D’ shaped		EA	1	
Pliers		EA	1	
Pliers, needle-nose		EA	1	
Ratcheting Socket Wrench, 1/2” drive (use with 7/8” socket)		EA	1	(for adjusting hitch up or down)
Ratcheting Socket Wrench, 3/8” drive		EA	1	
Reducer Sleeve for large hitch receiver		EA	1	(In tool box or on trailer hitch)
Scissors, (AKA: SHEARS, office, 7” to 9”)	0787	EA	2	
Screwdriver, ratcheting with multiple tips		EA	1	
Socket, 7/8”, 12 Point, 1/2”drive (for adjusting hitch up or down)		EA	1	(stays with ratchet)
Socket, deep well, 6 point, 13/16”, 1/2” drive (for tire lugs)		EA	1	(on breaker bar)
Spike, (for securing awning legs)		EA	4	
STAKE, tent, metal, (for awning legs)	0825	EA	4	
Tape Measure 16’ = NFES 0424, 25’ = NFES 1014, 100’ = NFES 0898	See Left	EA	1	
Torx (star) Bit Socket, size T-25, 3/8” drive (for trailer wall screws)		EA	1	(on the tool box lid)
Torx (star) Bit Socket, size T-45, 1/2” drive (for taking battery off tongue)		EA	1	(on the tool box lid)
Vice-Grips		EA	1	
Wire Cutters		EA	1	
Wedge, Vehicle Entry (To open vehicle with keys locked inside)		EA	3	
Wrench, adjustable, 10”		EA	1	
Wrench, open end/box, 7/16”, for battery removal		EA	2	
Wrench, open end/box, 1/2”		EA	2	
Wrench, open end/box, 9/16”, for generator mount		EA	1	